

Year: XX

ISSUE: 187

Volume: 237

Nepal Telecommunications Authority

Telecommunication Indicators

Shrawan, 2081

P.O. Box No. 9754
Jamal, Kathmandu, Nepal
Phone No.: +977-1-5355474
Fax No.: +977-1-5355250
E-mail: ntra@nta.gov.np, info@nta.gov.np
Website: www.nta.gov.np

Published on
Shrawan, 2081

Contents

1. Voice Telephony	3
1.1 Subscription of Voice Telephony Service	3
1.2 Service wise Market Proportion of Voice Service (Based on Subscription)	4
1.3 Operator-wise Market Proportion of Voice Service (Based on Sim Subscription)	5
1.4 Population Penetration (%) of Voice Service (Based on Subscription)	6
2. Internet Service	7
2.1 Subscription of Broadband Internet Service	7
2.2 Market Proportion of Data Service (Technology-wise)	8
2.3 Market Proportion of Mobile Broadband Service (Based on Sim Subscription)	9
2.4 Population Penetration of Broadband Service (Based on Subscription)	10
2.6 Market proportion of Fixed Broadband service (Operator-wise)	12
2.7 Technology used in Broadband Service	13

1. Voice Telephony

1.1 Subscription of Voice Telephony Service

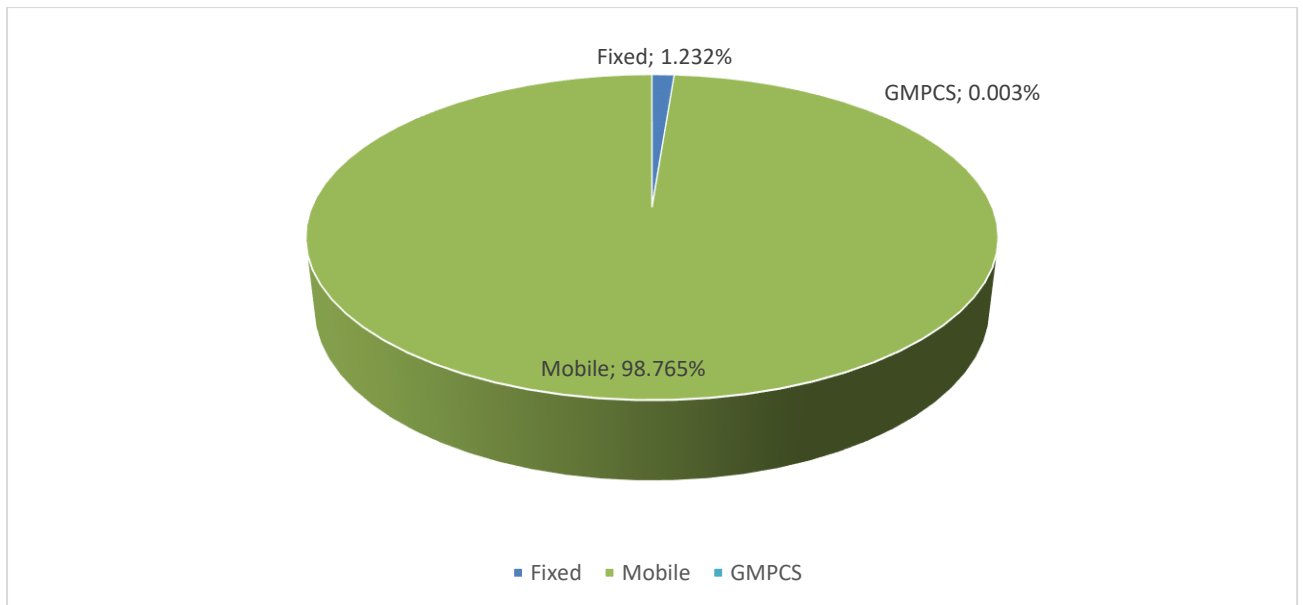
Operator	Service	Technology	Total Number of Subscribers
Nepal Doorsanchar Company Ltd.	Fixed	PSTN	95,769
		FTTH Voice	371,944
		VSAT	
		WLL#	
	Mobile	CDMA	
		GSM/IMT	22,585,590
Ncell Company Ltd.	Mobile	GSM/IMT	14,898,381
Constellation Pvt. Ltd.	GMPCS	GMPCS	1,035
I4 Technology Pvt.Ltd.	GMPCS		3
Total			37,952,722

Population Projection (2011-2031): 2,91,64,578 (Source: cbs.gov.np)

CDMA/ WLL service phased out by Nepal Telecom from Shrawan, 2080.

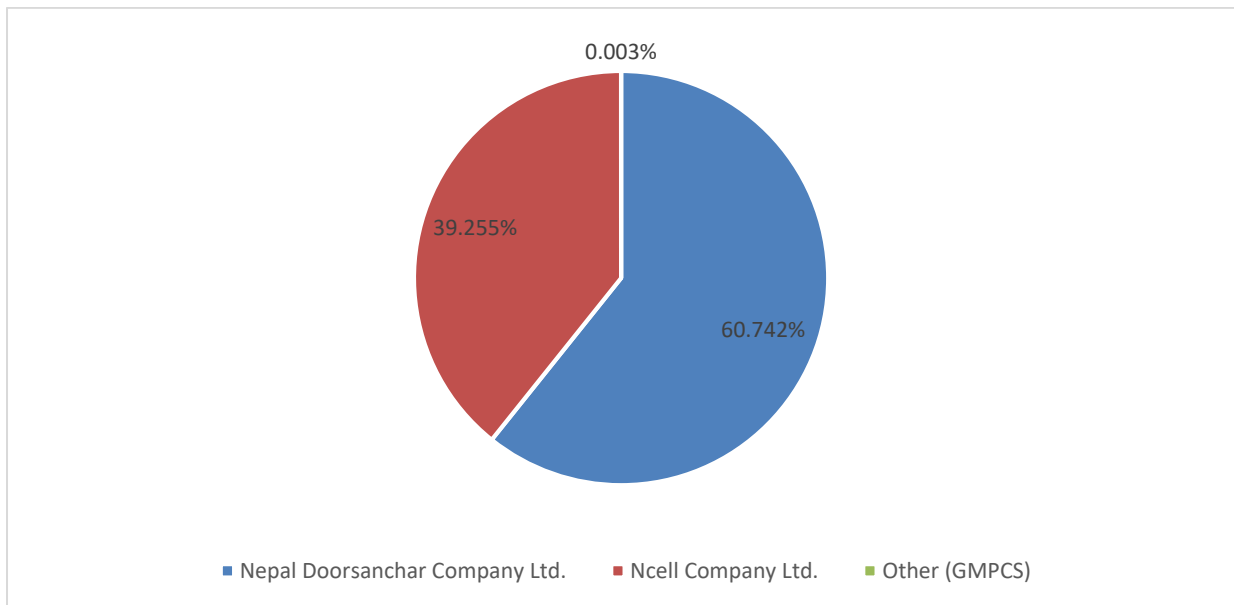
1.2 Service wise Market Proportion of Voice Service (Based on Subscription)

Voice Telephony Service	Number of Subscriber	Market Proportion (%)
Fixed	467,713	1.232
Mobile	37,483,971	98.765
GMPCS	1,038	0.003
Total	37,952,722	100.00



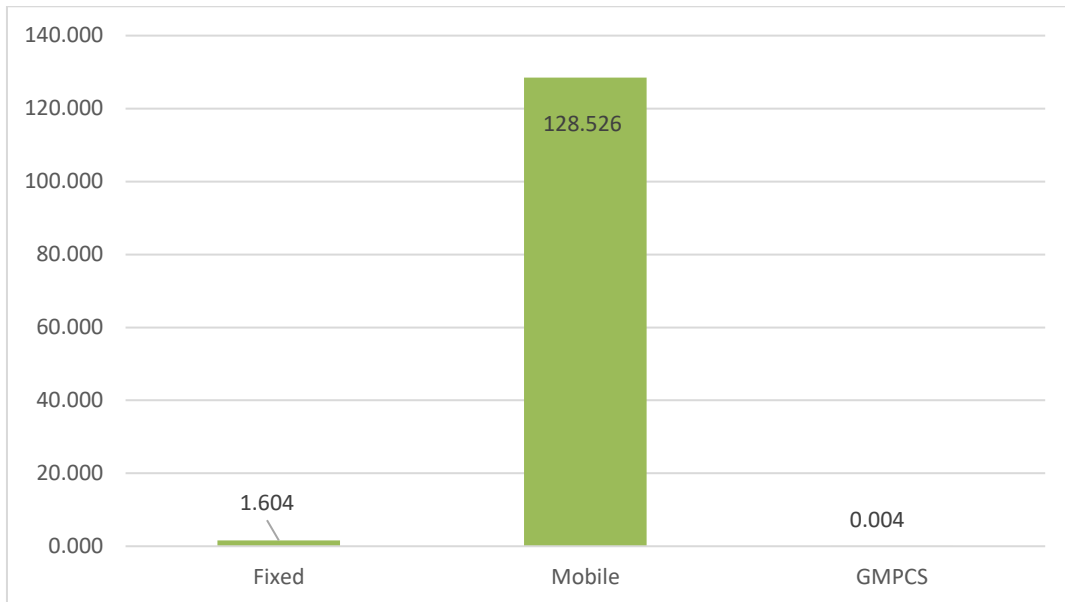
1.3 Operator-wise Market Proportion of Voice Service (Based on Sim Subscription)

Operator	Number of Subscriber	Market Proportion (%)
Nepal Doorsanchar Company Ltd.	23,053,303	60.742
Ncell Company Ltd.	14,898,381	39.255
Other (GMPCS)	1,038	0.003
Total	37,952,722	100.000



1.4 Population Penetration (%) of Voice Service (Based on Subscription)

Voice Telephony Service	Number of Subscriber	Population Penetration (%)
Fixed	467,713	1.604
Mobile	37,483,971	128.526
GMPCS	1,038	0.004
Total	37,952,722	130.133



2. Internet Service

2.1 Subscription of Broadband Internet Service

Services		No. of Subscriptions			Total
		Nepal Doorsanchar Company Ltd.	Ncell Axiata Ltd.	ISPs	
Fixed Broadband (Wired)	ADSL/ Cable	4,253	-	8	4,261
	FTTH	316,748	-	2,550,805	2,867,553
Fixed Broadband (Wireless)	Radio (WIFI)	27,640	-	3,816	31,456
Mobile Broadband	3G	5,670,592	194,757	-	5,865,349
	4G	15,516,160	11,685,474	-	27,201,634
	EVDO				-
Total		21,535,393	11,880,231	2,554,629	35,970,253

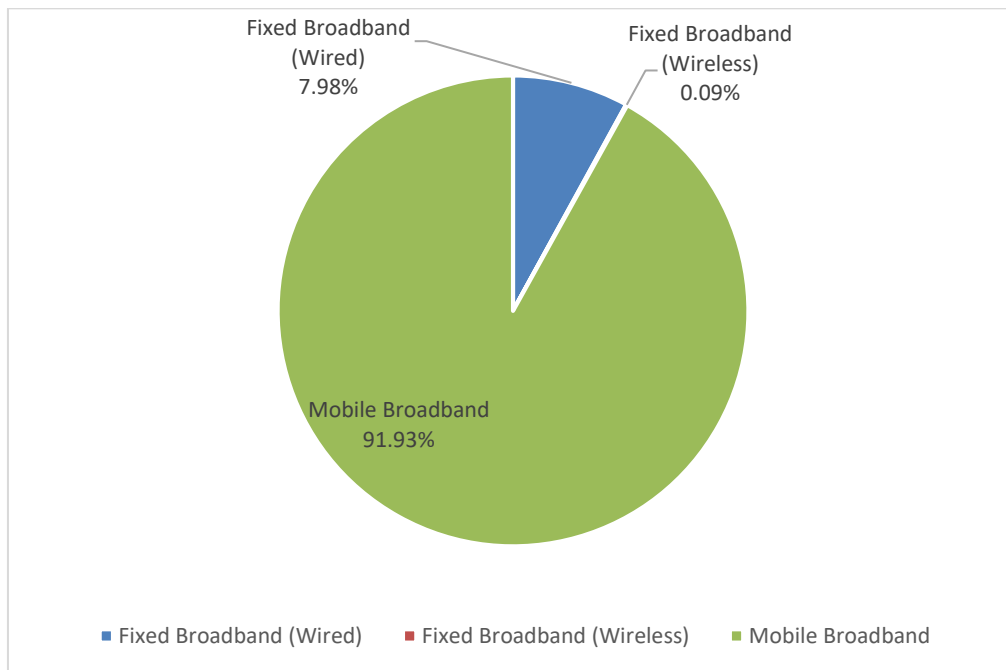
Note: Data/Internet Service through GPRS Service is excluded in Broadband subscription.

1 Connection equal to 4.37 subscribers for fixed broadband (Source: cbs.gov.np)

EVDO service phased out by Nepal Telecom from Shrawan, 2080.

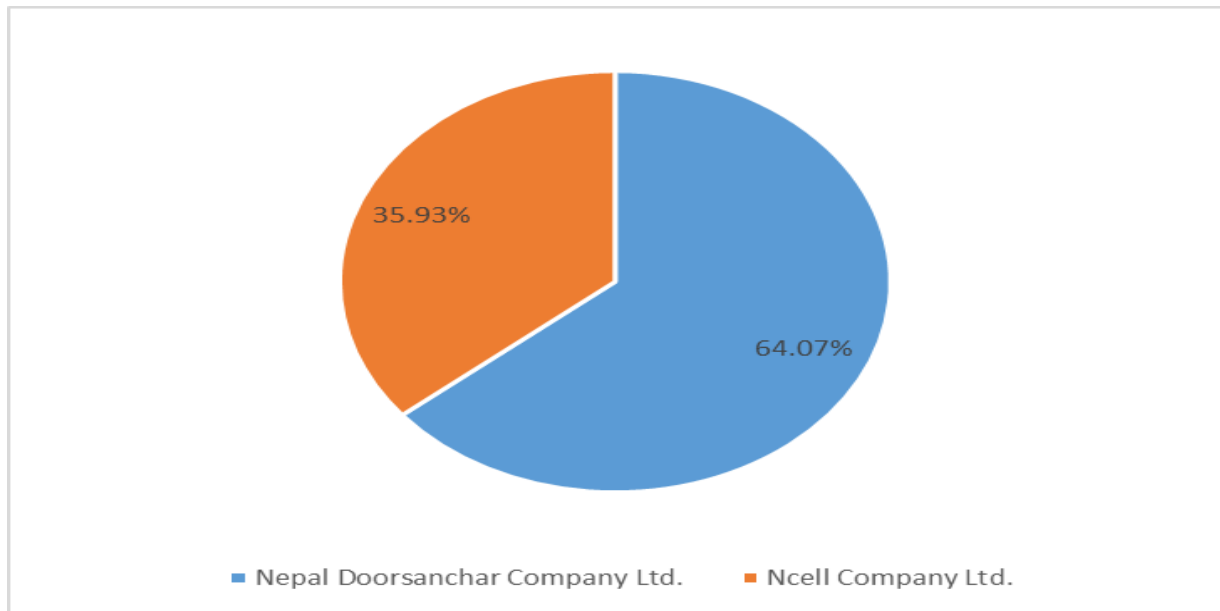
2.2 Market Proportion of Data Service (Technology-wise)

Broadband Services	Number of Subscriptions	Market Proportion (%)
Fixed Broadband (Wired)	2,871,814	7.98
Fixed Broadband (Wireless)	31,456	0.09
Mobile Broadband	33,066,983	91.93
Total Broadband Service	35,970,253	100.00



2.3 Market Proportion of Mobile Broadband Service (Based on Sim Subscription)

Operator	Number of Subscriptions	Market Proportion (%)
Nepal Doorsanchar Company Ltd.	21,186,752	64.07
Ncell Company Ltd.	11,880,231	35.93
Total	33,066,983	100.00



2.4 Population Penetration of Broadband Service (Based on Subscription)

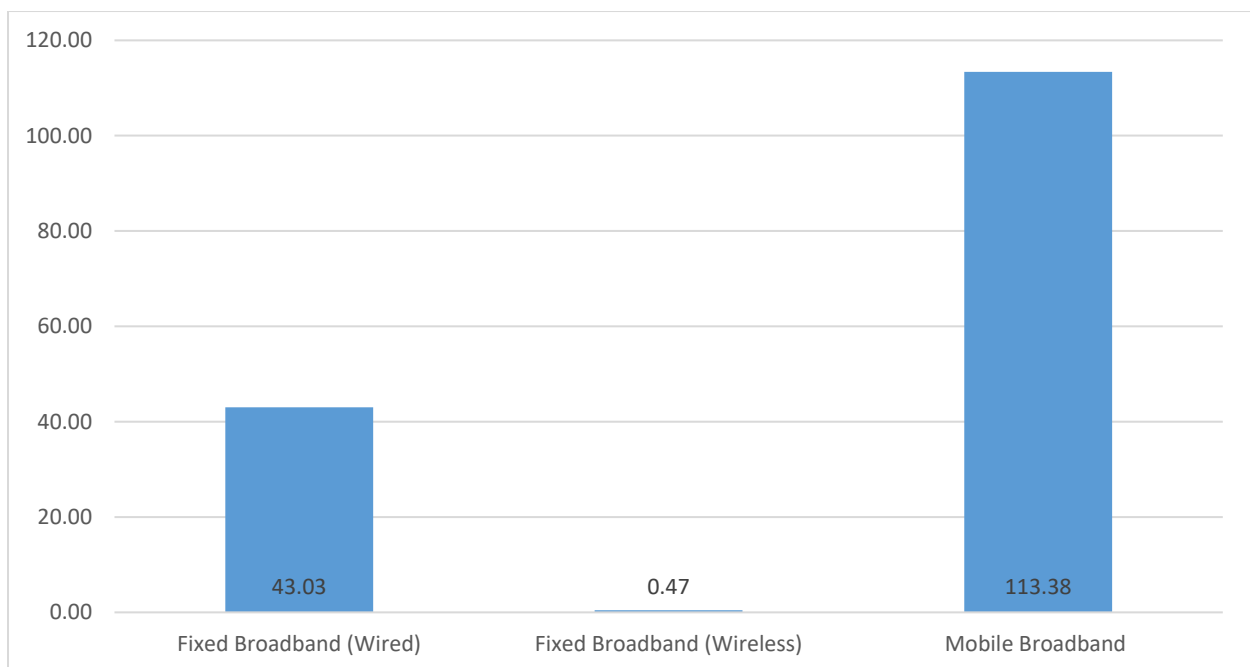
Broadband Services	Number of		Population Penetration(%)
	Subscriptions	Subscribers	
Fixed Broadband (Wired)	2,871,814	12,549,828	43.03
Fixed Broadband (Wireless)	31,456	137,463	0.47
Mobile Broadband	33,066,983	33,066,983	113.38
Total	35,970,253	45,754,274	156.88

Family Size

4.37

Population of Nepal(2078)

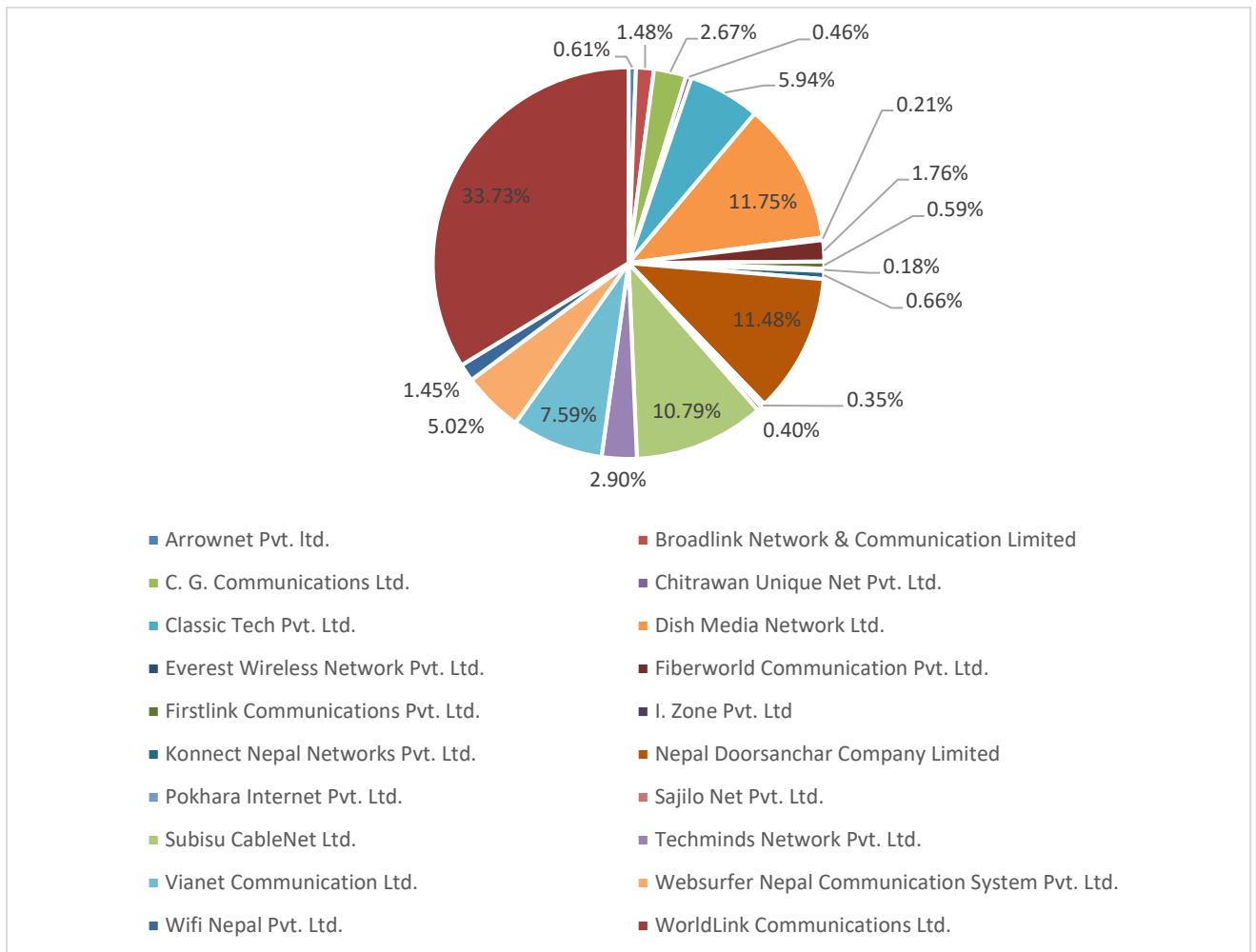
29,291,746



2.5 List of Top Twenty Internet Service Provider (Based on Number of subscriber-Fixed Broadband)

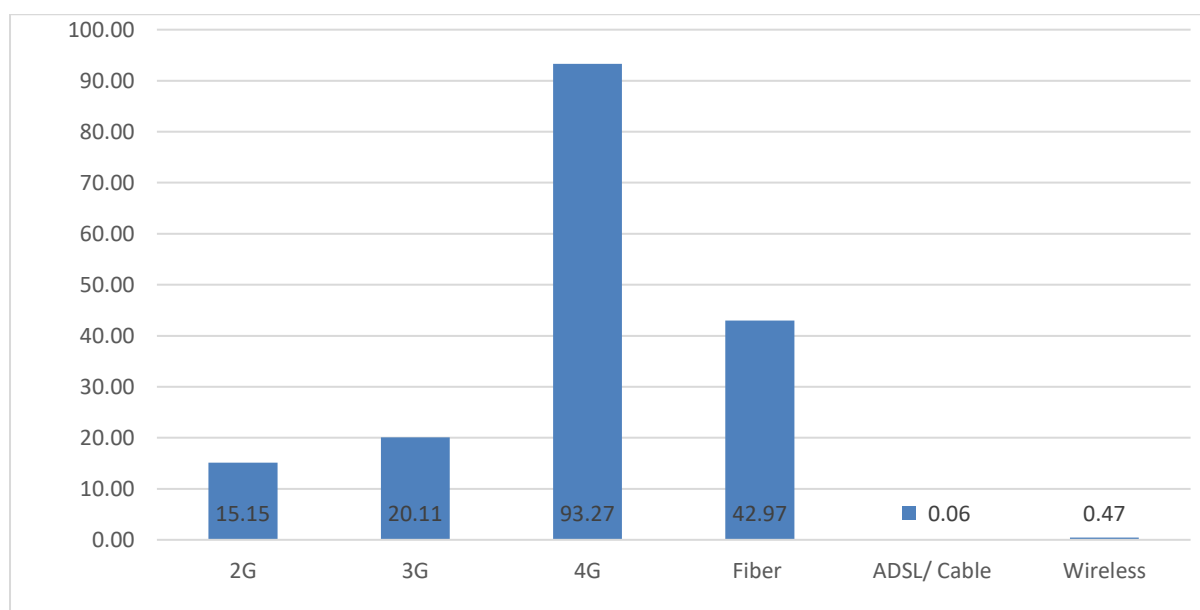
S.no.	Operator	Fiber	ADSL/Cable	Wireless	Total	Market Share (in %)	Rank
1	Arrownet Pvt. ltd.	16,820	-	64	16,884	0.58%	15
2	Broadlink Network & Communication Limited	40,690	-	116	40,806	1.41%	12
3	C. G. Communications Ltd.	73,729	-	-	73,729	2.54%	10
4	Chitrawan Unique Net Pvt. Ltd.	12,592	-	-	12,592	0.43%	17
5	Classic Tech Pvt. Ltd.	163,746	-	703	164,449	5.66%	6
6	Dish Media Network Ltd.	324,210	-	-	324,210	11.17%	3
7	Everest Wireless Network Pvt. Ltd.	5,797	-	1,565	7,362	0.25%	20
8	Fiberworld Communication Pvt. Ltd.	48,600	-	268	48,868	1.68%	11
9	Firstlink Communications Pvt. Ltd.	16,180	-	-	16,180	0.56%	16
10	I. Zone Pvt. Ltd	4,970	-	-	4,970	0.17%	21
11	Konnect Nepal Networks Pvt. Ltd.	18,273	-	-	18,273	0.63%	14
12	Nepal Doorsanchar Company Limited	316,748	4,253	27,640	348,641	12.01%	2
13	Pokhara Internet Pvt. Ltd.	9,535	-	171	9,706	0.33%	19
14	Sajilo Net Pvt. Ltd.	10,901	-	-	10,901	0.38%	18
15	Subisu CableNet Ltd.	297,558	-	-	297,558	10.25%	4
16	Techminds Network Pvt. Ltd.	79,872	-	-	79,872	2.75%	9
17	Vianet Communication Ltd.	209,270	-	-	209,270	7.21%	5
18	Websurfer Nepal Communication System Pvt. Ltd.	138,560	-	-	138,560	4.77%	7
19	Wifi Nepal Pvt. Ltd.	39,884	-	-	39,884	1.37%	13
20	WorldLink Communications Ltd.	930,571	8	520	931,099	32.07%	1
21	Other	109,047	-	409	109,456	3.77%	8
Total		2,867,553	4,261	31,456	2,903,270	100%	

2.6 Market proportion of Fixed Broadband service (Operator-wise)



2.7 Technology used in Broadband Service

Technology	Number of user	Population Penetration Proportion (%)
2G	4,416,988	15.15
3G	5,865,349	20.11
4G	27,201,634	93.27
Fiber	12,531,207	42.97
ADSL/ Cable	18,621	0.06
Wireless	137,463	0.47
Total	50,171,262	172.03
	Family Size	4.37
	Population of Nepal(2078)	29,164,578



Contact:

Nepal Telecommunications Authority
 Jamal, Kathmandu
 Phone No.: +977-1-5355474
 Fax No.: +977-1-5355250
 E-mail: info@nta.gov.np, ntra@nta.gov.np